

FRESH TL-F

WALL VENTS



FRESH AIR - HEALTHIER LIFE

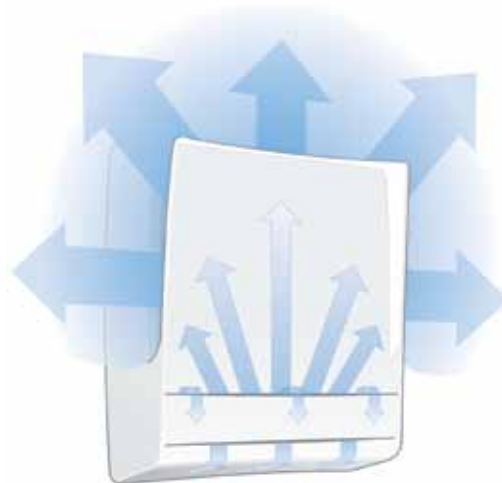
FRESH TL-F



Fresh TL98F is a new unique wallvent with a condensationprotected design which gives a very comfortable distribution pattern.

The vent is also perfectly suited for floorheating. A dust & insect filter is included as standard.

The airflow is adjusted by a variable precision damper which is adjusted by a regulator underneath the front cover. The vent is available in soundreducing model.



- Variable airflow adjustment
- Condensation protected
- Distribution pattern for floor heating
- Built-in minimum-flow
- Several filter alternatives

Mounting

A high placing on the wall is recommended. With advantage the vent can be used in rooms with floor heating as it has been designed mainly for this solution. If there is a radiator in the room the vent should be placed above it. With this solution, the convection flow is used and maximum comfort is achieved.

Standard

TL98F

Art no	Max airflow	Hole opening	Sound reduction
629840	10 Pa; 8,1 l/s	Ø105mm	300 mm; 32 dB

Acoustic vent

TL98F-dB

Art no	Max airflow	Hole opening	Sound reduction
639840	10 Pa; 8,1 l/s	Ø150mm	300 mm; 46 dB

Acoustic vent

TL80F-dBS

Art no	Max airflow	Hole opening	Sound reduction
638050	10 Pa; 7,8 l/s	Ø125mm	300 mm; 46 dB

Acoustic vent

TL80F-dB

Art no	Max airflow	Hole opening	Sound reduction
638040	10 Pa; 7,8 l/s	Ø150mm	300 mm; 49 dB

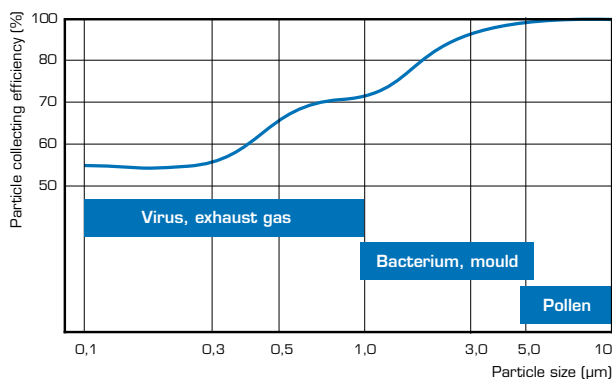
Flimmer® filter



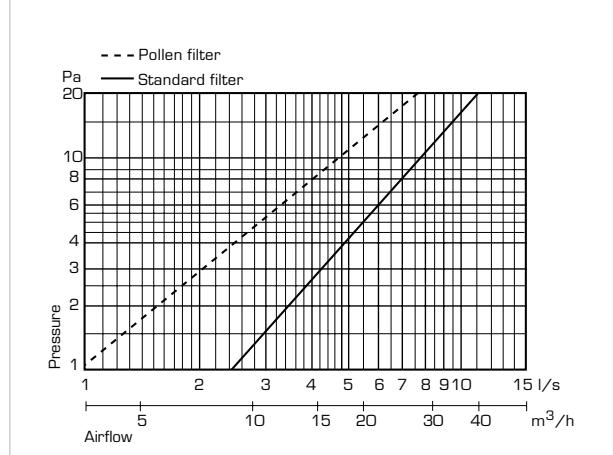
The Flimmer® filter is the first threedimensional filter in the world where particle separation takes place along the fibres, in contrast to conventional bag and barrier filters, where the air is directed across the fibres.

- High particle separation (F7).
- Long operation times.
- Long and almost constant pressure drop for the entire filter operation time.

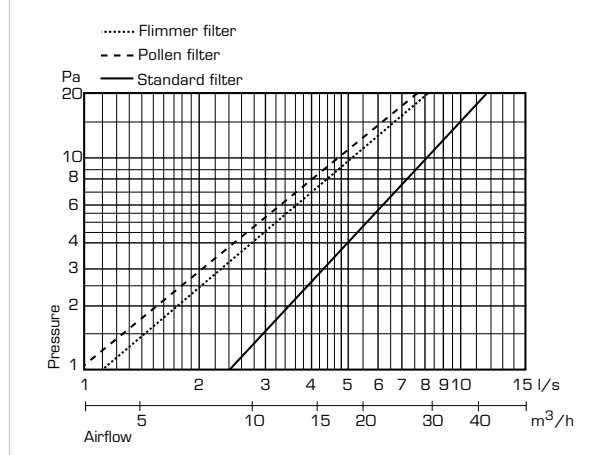
Fresh Flimmer® filter particle separation



TL80F Air flow



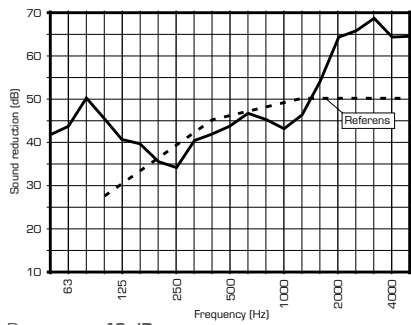
TL98F Air flow



Sound data

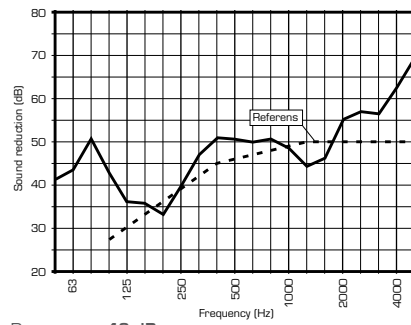
The diagrams show sound reduction with fully open vent and 300mm wall.
The test has been made according to ISO 140-10.
Normalized level diff. for building section, calculating on 10 m².

TL80F-dBS



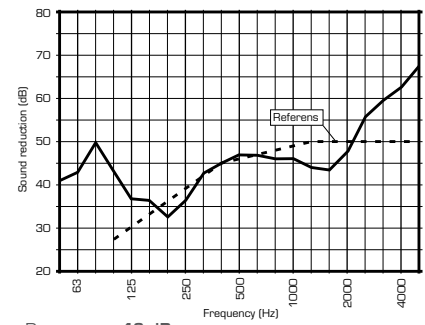
D_{n,e,w} **46 dB**
(C;Ctr) (0;-3) Sum. Dev. 25,6
(C;Ctr) (1;-3) Max Dev. 5,8
50-5000 Frequency 1000

TL80F-db



D_{n,e,w} **49 dB**
(C;Ctr) (-2;-5) Sum. Dev. 27,9
(C;Ctr) (-1;-5) Max Dev. 8,8
50-5000 Frequency 1250

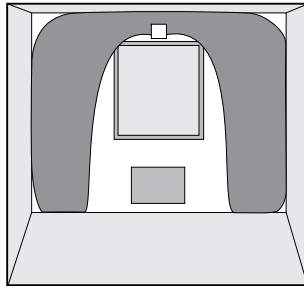
TL98F-dB



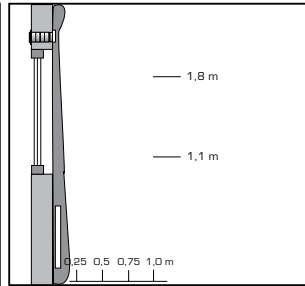
D_{n,e,w} **46 dB**
(C;Ctr) (-1;-3) Sum. Dev. 27,9
(C;Ctr) (0;-3) Max Dev. 6,9
50-5000 Frequency 1600

Distribution pattern

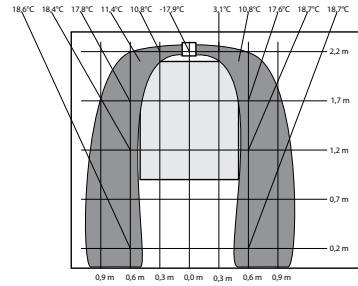
As shown in the diagrams below TL-F can handle up to 8 l/s at -20°C without any draught problems. The shaded areas indicates air movements above 0.15 m/s.



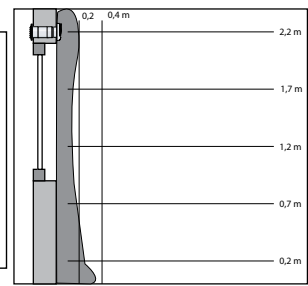
Radiator heating, frontside
Airflow 8 l/s,
indoor temp +21°C
Power 500 W,
outdoor temp -20°C



Radiator heating, sideways
Airflow 8 l/s,
indoor temp +21°C
Power 500 W,
outdoor temp -20°C



Floor heating, frontside
Airflow 8 l/s,
indoor temp +20,2°C
Power 60 W,
outdoor temp -18,9°C



Floor heating, sideways
Airflow 8 l/s,
indoor temp +20,2°C
Power 60 W,
outdoor temp -18,9°C

Comfort zone TL-F

Heating system: Radiator 800 W

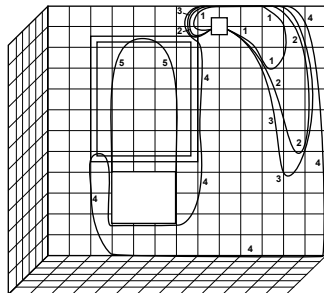
Airflow: 6,5 l/s

Outside temperature: -10° C

Inside temperature: 10 cm from floor 20° C
150 cm from floor 21° C
220 cm from floor 22,2° C

Dimension of squares: 20 x 20 cm

Temperature lines:
1 = 18° C
2 = 19° C
3 = 19,5° C
4 = 20° C
5 = 25° C



Heating system: Floor heating 50 W/m²

Airflow: 6,5 l/s

Outside temperature: -10° C

Inside temperature: 10 cm from floor 19,9° C
150 cm from floor 20,5° C
220 cm from floor 20,8° C

Dimension of squares: 20 x 20 cm

Temperature lines:
1 = 18° C
2 = 19° C
3 = 19,5° C

